

Contents

1	Introduction	1
2	Zoom	1
2.1	Make an account at Zoom	2
3	Restream	4
3.1	Restream setup	4
3.2	Link Restream and Zoom	5
4	How to launch an event	7

1 Introduction

The general approach here is

- host a 'Zoom webinar'
- multi-stream the feed to an arbitrary number of platforms (periscope, twitch, youtube, etc.) with a Zoom plugin

Since we've abstracted the idea of streaming over any service I'd try to cast a wide net. There are likely some dedicated 'gamers' on some of these platforms that might stumble across the content.

2 Zoom

- Pro Zoom Price [15] \$ / month
- Webinar addon price [40 - 6500] \$ / month
 - This allows for [1e2-1e4] people

The webinar addon allows for questions, polling, panelists etc. Not sure what your desired format is. Just the Pro Zoom price will be sufficient to stream if you do not care for the webinar features.

2.1 Make an account at Zoom

Link to the website here.

Go to plans and pricing and buy the pro subscription (1).

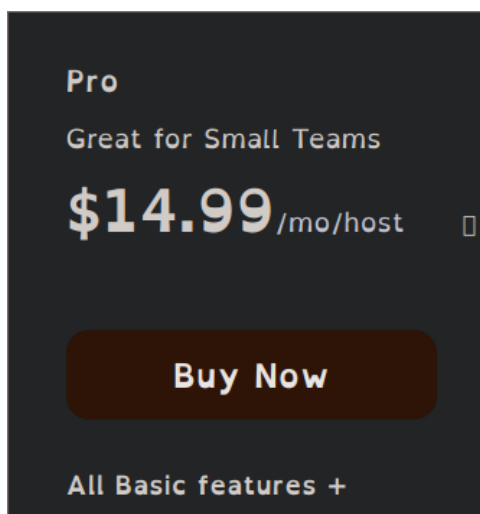


Figure 1: Buy account

On this page select to to be billed monthly and include the additional webinar addon (2)

Pro ▾ 1 ▾ host

Monthly

\$14.99

/mo/host

Billed monthly

Annual

\$12.49

/mo/host

\$149.90 Billed annually

Save \$30

A host can have unlimited meetings.
Each meeting supports up to 100 participants.
Questions? [Contact Sales](#).

Available Add-ons

Webinar ▾

100 Participants ▾ 1 ▾ host

Monthly

\$40.00 /mo/host

Billed monthly

Annual

\$33.33 /mo/host

\$400.00 Billed annually

Figure 2: Select pro account (billed monthly or yearly) and webinar add-on.

Your checkout should now look like (3)

Order Summary	
Pro 1 host \$14.99/mo/host	\$14.99 monthly
Webinar 100 participants 1 host \$40.00/mo/host	\$40.00 monthly Delete
Today's Charge	\$54.99 <small>before taxes</small>
Recurring monthly charge Start next month	\$54.99 <small>before taxes</small>

Figure 3: Checkout options.

Proceed to pay.

3 Restream

Restream allows you to send your Zoom meeting to many different streaming endpoints.

3.1 Restream setup

Sign up to the service here (Restream link).



Figure 4: Copy down the RTMP URL and Key for later.

Once signed up the most important information is in (4) in the main dashboard. You will be pointing your Zoom meeting to this endpoint later and it will be re-broadcasted by this service.

Once you have noted that down, you must connect your endpoints figure (5).




Figure 5: Click here to add your endpoints and follow the wizard.




Figure 6: Recommended stream endpoints.

My recommendations for the first 3 streaming endpoints in figure (6). More can be added later but this is likely the best effort to reach ratio. You will have to make yourself a twitch account.

3.2 Link Restream and Zoom

You now have to configure your Zoom settings to allow for custom streaming. Back at Zoom website go to your account settings (7).

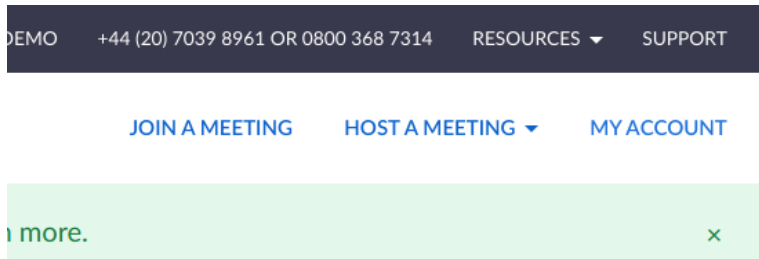


Figure 7: Click "My Account".

Now go to your personal settings (8) and scroll down to 'Allow live streaming meetings' (9).

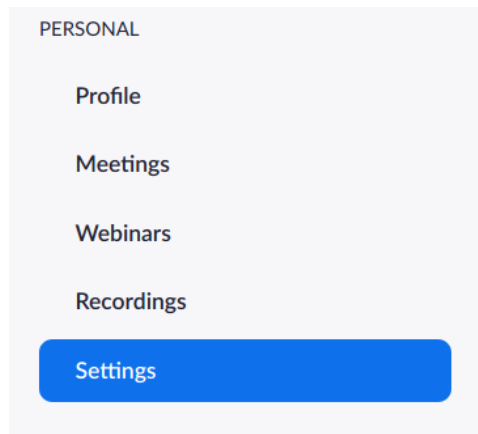


Figure 8: Go to personal settings.

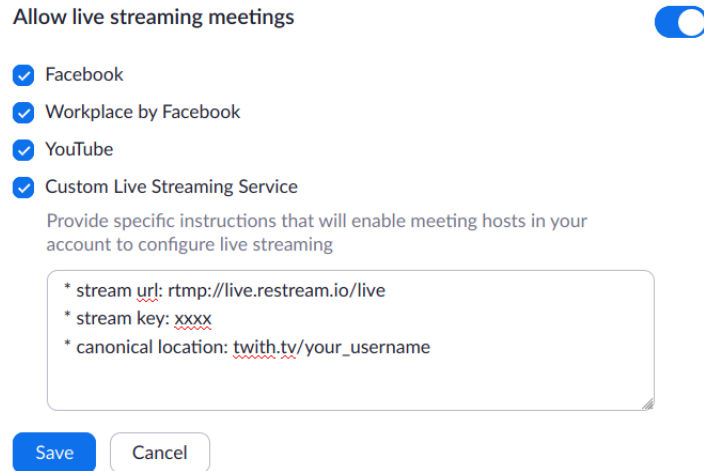


Figure 9: Enable the streaming option and paste in the information previously written down from the "Restream" dashboard. This is in effect a post it note. When you want to go live, this info box will be displayed so you can configure the livestream quickly.

4 How to launch an event

You have to configure your speakers and microphone before your first time (10).

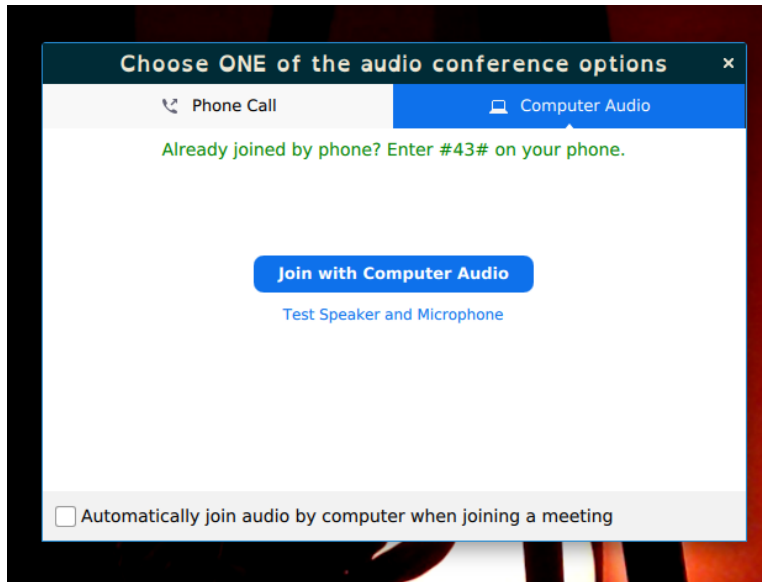


Figure 10: Click test speakers and microphone to configure.

Once a meeting is running, you can now choose to go live (11).

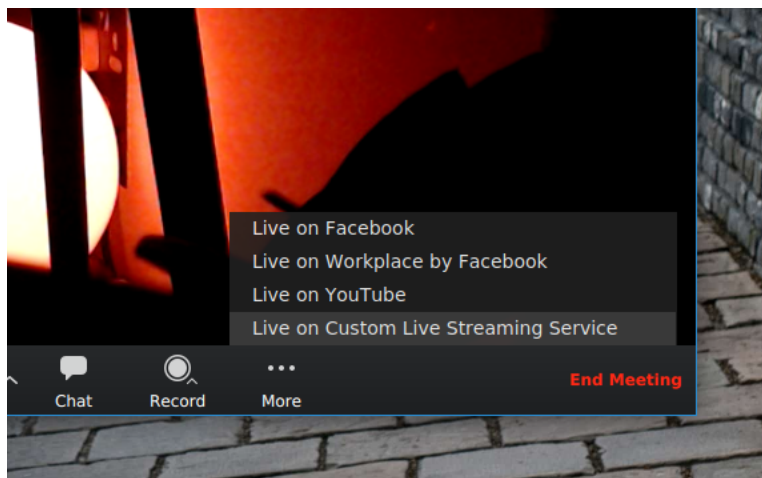


Figure 11: Click 'More' -> 'Live on custom...' to configure livestream in the web-app.

Doing as in (11) will bring up web-app. Fill in the information as is displayed on that page (12).

Live stream the Zoom meeting to a custom service

* enter the stream url: `rtmp://live.restream.io/live`
* enter the stream key:

Streaming URL
Enter the streaming URL

Streaming key
Enter a streaming Key Show

Live streaming page URL
Enter a live streaming page URL

Everyone who uses this link can watch the live broadcast

Go Live!

Figure 12: Enter in the information previously saved and go!

Your meeting should now be streaming to as many stream endpoints as you configured in Restream. You can check your Restream dashboard to see if everything is working.